

SOUVENIR PROGRAMME



PDM Persatuan
Dermatologi
Malaysia
Dermatological Society of Malaysia
• Since 1974



47th PDM **Annual General Meeting & Annual Dermatology Conference**

Dermatology in a Nutshell

15th - 18th September 2022

**Holiday Inn Melaka
Malaysia**

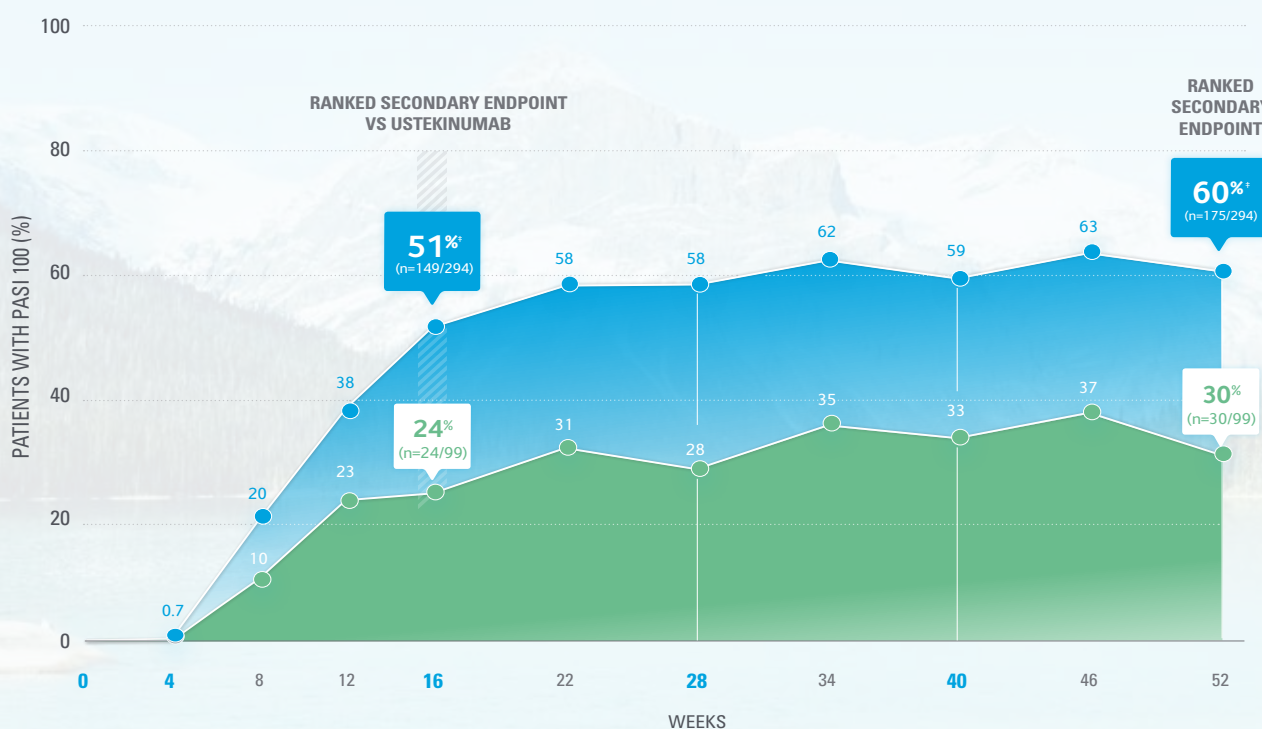
www.dermatology.org.my

DURABILITY

Nothing more than the opportunity for
DURABLE, COMPLETE CLEARANCE^{1,2}

60% of SKYRIZI® patients achieved PASI 100 at Week 52^{(NRI)^{1,2}}

• SKYRIZI® (n=294)* • USTEKINUMAB (n=99)**



* SKYRIZI® doses denoted in blue: Participants received 150 mg SKYRIZI® at Week 0, Week 4, and every 12 weeks thereafter.

** Ustekinumab doses denoted in green: Participants received 45mg Ustekinumab for body weight ≤100 kg or 90mg for body weight >100kg at Week 0, Week 4, and every 12 weeks thereafter.

† P<0.0001 vs ustekinumab.

PASI: Psoriasis Area and Severity Index; NRI: Non-Responder Imputation

Abbreviated Product Information:

Indication: Skyrizi is indicated for the treatment of moderate to severe plaque psoriasis in adults who are candidates for systemic therapy. **Dosage and method of use:** Skyrizi is intended for use under the guidance and supervision of a physician experienced in the diagnosis and treatment of psoriasis. **Posology:** The recommended dose is 150mg (two 75mg injections) administered by subcutaneous injection at week 0, week 4, and every 12 weeks thereafter. Consideration should be given to discontinuing treatment in patients who have shown no response after 16 weeks of treatment. Some patients with initial partial response may subsequently improve with continued treatment beyond 16 weeks. **Method of administration:** Skyrizi is administered by subcutaneous injection. For each dose, the injections should be administered at different anatomic locations (such as thighs or abdomen), and not into areas where the skin is tender, bruised, erythematous, indurated or affected by psoriasis. Administration of Skyrizi in the upper, outer arm may only be performed by a healthcare professional or caregiver. Patients may self-inject Skyrizi after training in subcutaneous injection technique. Patients should be instructed to inject 2 pre-filled syringes for the full 150mg dose and to read the 'Instructions for use' provided in the package leaflet before administration. **Contraindications:** Hypersensitivity to the active substance or to any of the excipients listed in List of excipients section. Clinically important active infections (e.g. active tuberculosis, see warnings and precautions section). **Warning and Precautions:** In order to improve the traceability of biological medicinal products, the name and the batch number of the administered product should be clearly recorded. Risankizumab may increase the risk of infection. In patients with a chronic infection, a history of recurrent infection, or known risk factors for infection, risankizumab should be used with caution. Treatment with risankizumab should not be initiated in patients with any clinically important active infection until the infection resolves or is adequately treated. Prior to initiating treatment with risankizumab, patients should be evaluated for tuberculosis (TB) infection. Patients receiving risankizumab should be monitored for signs and symptoms of active TB. Anti-TB therapy should be considered prior to initiating risankizumab in patients with a past history of latent or active TB in whom an adequate course of treatment cannot be confirmed. Prior to initiating therapy with risankizumab, completion of all appropriate immunisations should be considered according to current immunisation guidelines. If a patient has received live vaccination (viral or bacterial), it is recommended to wait at least 4 weeks prior to starting treatment with risankizumab. Patients treated with risankizumab should not receive live vaccines during treatment and for at least 21 weeks after treatment. If a serious hypersensitivity reaction occurs, administration of risankizumab should be discontinued immediately and appropriate therapy initiated. This medicinal product contains 68.0mg sorbitol per 150mg dose. The additive effect of concomitantly administered products containing sorbitol (or fructose) and dietary intake of sorbitol (or fructose) should be taken into account. This medicinal product contains less than 1 mmol sodium (23mg) per 150mg dose, that is to say essentially 'sodium free'. **Side effects:** List of adverse reactions in clinical studies: Very common: Upper respiratory infections; Common: Tinea infections, Headache, Pruritus, Fatigue, Injection site reactions.

References: 1. Skyrizi® Local Product Insert, May 2020; 2. Gordon KB, Strober B, Lebwohl M et al. Efficacy and safety of Risankizumab in moderate-to-severe plaque psoriasis (ULTiMMA-1 and ULtiMMA-2): results from two double blind, randomised, placebo-controlled and ustekinumab controlled phase 3 trials Lancet 2018;392(10148):650-661.doi:10.1016/S0140-6736(18)31713-6

FOR HEALTHCARE PROFESSIONALS USE ONLY

Full prescribing information is available upon request. Please refer to full prescribing information before prescribing.

For further enquiries, please contact:

Abbvie Sdn. Bhd. (201201013798)

Level 9 Menara Lien Hoe, 8 Persiaran Tropicana, 47410 Petaling Jaya, Selangor Darul Ehsan, Malaysia.

Tel: +603 7883 6888 | Fax: +603 7883 6818

MY-SKZ-220043 6th Sept 2022



CONTENTS

Welcome Message from the President, Persatuan Dermatologi Malaysia 2021-2022 & Organising Chair, PDM ADC 2022	2
Executive Committee 2020 - 2022	3
Faculty	4 - 6
Programme Summary	7
Daily Programme	
• 15 th September 2022 (Thursday)	8
• 16 th September 2022 (Friday)	9 - 10
• 17 th September 2022 (Saturday)	11
• 18 th September 2022 (Sunday)	12 - 13
Oral Presentations	14 - 15
Poster Presentations	16 - 21
Trade Exhibition	22
Acknowledgements	23

WELCOME MESSAGE



Dear friends and colleagues

Selamat Datang!

On behalf of the Organising Committee, we would like to extend our warm welcome to all of you to 'Melaka Bandaraya Bersejarah' for our 47th Persatuan Dermatologi Malaysia Annual Dermatology Conference. It is certainly a pleasure to meet all of you at Holiday Inn Melaka after nearly two and a half-year of virtual meetings.

The theme for this year conference is "Dermatology in a Nutshell", focusing on Hansen's disease, STI/HIV Medicine, Paediatric Dermatology and Cosmetic Dermatology. Even as we are on the transition to the endemic phase of COVID-19, one of the symposia will be on SARS-CoV-2 virus with its cutaneous manifestation, the COVID-19 vaccine and the use of Biologics in the era of COVID-19.

We are indeed very privileged to have an excellent line-up of speakers not only in Dermatology but also in the field of Infectious Disease and Urology. To kick-start the conference, we have a collection of interesting and mentally-stimulating cases for the Clonicopathological Conference session with Dr Lee Bang Rom and Dr Zuliatul Faizah Baharom. Our plenary speakers are Professor Dr Mark Koh Jean Aan (Singapore) and Dr Tang Jyh Jong (Malaysia). Professor Datuk Dr Adeeba Kamarulzaman (Malaysia), Dr George Lee Eng Geap (Malaysia) and Dr Pubalan Muniandy (Malaysia) will grace the session on STI/HIV Medicine. Our invited guest speaker for the session on Cosmetic Dermatology is Professor Dr Woraphong Manuskiatti from Thailand.

There is also plenty of opportunities to explore the trade booths of the biomedical industry exhibitors, keeping us up-to-date with new drugs and new technologies to manage our patients holistically.

Apart from being inspired and enriching our knowledge with the scientific sessions, I hope that you will also grab the chance to explore Melaka and enjoy its nyonya cuisine. Melaka is a city that is culturally rich and has a number of historical sites to visits.

I would also like to express my gratitude to the Organising Committee, the Executive Committee members and our secretariat for their hard work and commitment to ensure that we will have a successful conference. 'Syabas!'

Lastly, my sincere thanks to our faculty of esteemed speakers, biomedical industry sponsors and to all who make this meeting possible.

I wish all of you a very fruitful and memorable conference.

Dato' Dr Noor Zalmy Azizan

President, Persatuan Dermatologi Malaysia 2021-2022 &
Organising Chair, PDM Annual Dermatology Conference 2022

EXECUTIVE COMMITTEE 2020 - 2022

President

Dato' Dr Noor Zalmy Azizan

Immediate Past President

Dr Chan Lee Chin

Vice President

Dr Sabeera Begum Kader Ibrahim

Honorary Secretary

Dr Tan Wooi Chiang

Honorary Treasurer

Dr Sharifah Rosniza Syed Nong Chik

Executive Committee Members

Dr Peter Ch'ng Wee Beng

Dr Nazirin Ariffin

Dr Tang Jyh Jong

Dr Benji Teoh Tze Yuen



INTERNATIONAL FACULTY



Cheong Wai Kwong

Consultant Dermatologist and
Director of Specialist Skin Clinic and
Associates
Singapore



Linda Stein Gold

Director of Dermatology
Clinical Research
Henry Ford Health System
USA



Roland Chu Poh Cheong

Consultant Dermatologist
Loke Skin Clinic
Singapore



Tarun Chopra

Co-Director of L'Oréal's joint
Research Laboratory with Singapore
Centre for Environmental Life
Sciences Engineering (SCELSE)
Singapore



Melinda Jennifer Gooderham

Assistant Professor
Queen's University
Canada



Teo Hwee Ying Lynn

Consultant Dermatologist and
Director of The Dermatology Practice
Singapore



Mark Koh Jean Aan

Consultant Dermatologist,
Paediatric Dermatologist and
Dermatopathologist
KK Women's and Children's Hospital
Singapore



Tey Hong Liang

Consultant Dermatologist
National Skin Centre
Singapore



Woraphong Manuskiatti

Professor of Dermatology
Faculty of Medicine Siriraj Hospital
Mahidol University
Thailand



Vasanop Vachiramon

Professor, Division of Dermatology
Ramathibodi Hospital
Mahidol University
Thailand

LOCAL FACULTY



Adeeba Kamarulzaman

Professor of Medicine and Infectious Diseases
Universiti Malaya
Kuala Lumpur
Malaysia



Leong Kin Fon

Consultant Paediatric Dermatologist
Hospital Kuala Lumpur
Kuala Lumpur
Malaysia



Peter Ch'ng Wee Beng

Consultant Dermatologist
Gleneagles Kuala Lumpur
Kuala Lumpur
Malaysia



Norazirah Md Nor

Consultant Dermatologist
KPJ Ampang Puteri Specialist
Hospital
Selangor
Malaysia



Choon Siew Eng

Senior Consultant Dermatologist
Hospital Sultanah Aminah
Johor
Malaysia



Nur Aileen Wee Abdullah

Paediatric Dermatologist
Hospital Tunku Azizah
Kuala Lumpur
Malaysia



Khor Yek Huan

Consultant Dermatologist
Hospital Pulau Pinang
Pulau Pinang
Malaysia



Pubalan Muniandy

Senior Consultant Dermatologist
Sarawak General Hospital
Sarawak
Malaysia



Lee Bang Rom

Consultant Dermatologist
Hospital Kuala Lumpur
Kuala Lumpur
Malaysia



Rafidah Baharudin

Disease Control Division
The Ministry of Health
Malaysia



George Lee Eng Geap

Consultant Urologist
Gleneagles Kuala Lumpur
Kuala Lumpur
Malaysia



Rajalingam Ramalingam

Consultant Dermatologist
Hospital Tengku Ampuan Afzan
Pahang
Malaysia

LOCAL FACULTY



Tan Wooi Chiang

Consultant Dermatologist
Hospital Pulau Pinang
Pulau Pinang
Malaysia



Mimi Wong Hoi Ling

Consultant Paediatric Dermatologist
Sabah Women and Children's
Hospital
Sabah
Malaysia



Tang Jyh Jong

Consultant Dermatologist
Hospital Raja Permaisuri Bainun Ipoh
Perak
Malaysia



Felix Yap Boon Bin

Consultant Dermatologist
Sunway Medical Centre
Selangor
Malaysia



Tang Min Moon

Consultant Dermatologist
Hospital Kuala Lumpur
Kuala Lumpur
Malaysia



Evelyn Yap Wen Yee

Consultant Dermatologist
Hospital Pakar Sultanah Fatimah
Johor
Malaysia



Michelle Voo Sook Yee

Consultant Dermatologist
Hospital Queen Elizabeth
Sabah
Malaysia



Zuliatul Faizah Baharom

Consultant Pathologist
Hospital Kuala Lumpur
Kuala Lumpur
Malaysia

PROGRAMME SUMMARY

Date Time	15 th September 2022 (Thursday)	16 th September 2022 (Friday)	17 th September 2022 (Saturday)	18 th September 2022 (Sunday)
0730 - 0800	Registration			CONTROVERSIES
0800 - 0830	MALAYSIA PSORIASIS REGISTRY MEETING	PLENARY 1	PLENARY 2	
0830 - 0900		FREE PAPER PRESENTATION 1	FREE PAPER PRESENTATION 2	
0900 - 0930		BMI LECTURE 1	BMI LECTURE 5	SYMPOSIUM 4
0930 - 1000				BMI LECTURE 7
1000 - 1030	Tea Break			
1030 - 1100	GOVERNMENT DERMATOLOGIST MEETING	Tea Break		
1100 - 1130		SYMPOSIUM 1	BMI LECTURE 6	BMI LECTURE 8
1130 - 1200			SYMPOSIUM 3	SYMPOSIUM 5
1200 - 1230		BMI LECTURE 2		
1230 - 1300		Lunch	LUNCH SYMPOSIUM 1	LUNCH SYMPOSIUM 2
1300 - 1330	BMI LECTURE 3		PDM ANNUAL GENERAL MEETING	CLOSING CEREMONY
1330 - 1400				
1400 - 1430	BMI LECTURE 4	1930 PDM ANNUAL DINNER		
1430 - 1500	Tea Break			
1500 - 1530				
1530 - 1600				
1600 - 1630	Tea Break	Tea Break		
1630 - 1700				
1700 - 1730				



DAILY PROGRAMME

15th September 2022 (Thursday)

0800 - 0900	Registration
0900 - 1000	MALAYSIA PSORIASIS REGISTRY MEETING
1000 - 1015	Tea Break
1015 - 1245	GOVERNMENT DERMATOLOGIST MEETING
1245 - 1400	Lunch
1400 - 1615	CPC SESSION WITH DR LEE BANG ROM AND DR ZULIATUL FAIZAH BAHAROM
1615 - 1645	Tea Break



DAILY PROGRAMME

16th September 2022 (Friday)

0730 - 0800	Registration
0800 - 0845	PLENARY 1 Ganesapillai Memorial Lecture <i>Chairperson: Noor Zalmy Azizan</i> Targeted Therapies in Paediatric Dermatology <i>Mark Koh Jean Aan</i>
0845 - 0945	FREE PAPER PRESENTATION 1 <i>Chairperson: Ch'ng Chin Chwen</i>
0945 - 1030	BMI LECTURE 1 (Loreal) <i>Chairperson: Noor Zalmy Azizan</i> Driving Microbiome Sciences to Effective Cosmetics and Dermatological Solutions <i>Tarun Chopra</i>
1030 - 1100	Tea Break
1100 - 1215	SYMPOSIUM 1 Leprosy / Hansen's Disease <i>Chairperson: Chan Lee Chin</i>
1100 - 1120	Leprosy Control Programme in Malaysia <i>Rafidah Baharudin</i>
1120 - 1140	Challenges in Leprosy Diagnosis and Treatment <i>Michelle Voo Sook Yee</i>
1140 - 1200	Leprosy Post Exposure Prophylaxis: The Global Game-Changer in Leprosy Elimination (Immuno- and Chemo-Prophylaxis) <i>Rajalingam Ramalingam</i>
1200 - 1215	Q&A
1215 - 1300	BMI LECTURE 2 (Johnson & Johnson) <i>Chairperson: Suganthi Thevarajah</i> Can One Size Fit All? The Driving Forces in Treatment Decision Making for Psoriatic Disease <i>Cheong Wai Kwong</i>
1300 - 1400	LUNCH SYMPOSIUM 1 (Abbvie) <i>Chairperson: Tang Jyh Jong</i> Atopic Dermatitis: Time to be obJAKtive <i>Roland Chu Poh Cheong</i> Clinical Skin Clearance: Resetting the Horizons in PsO <i>Evelyn Yap Wen Yee</i>
1400 - 1445	BMI LECTURE 3 (Hyphens) <i>Chairperson: Nazirin Ariffin</i> Treatment Paradigm of Androgenetic Alopecia - An Update in Non-Pharmacological Therapy <i>Teo Hwee Ying Lynn</i>



DAILY PROGRAMME

16th September 2022 (Friday)

1445 - 1600	SYMPOSIUM 2 STI/HIV Medicine <i>Chairperson: Ng Ting Guan</i>
1445 - 1505	Update on HIV/AIDS Management <i>Adeeba Kamarulzaman</i>
1505 - 1525	STIs in the 21 st Century: What is New in the Guideline? <i>Pubalan Muniandy</i>
1525 - 1545	HPV Prophylaxis Leading the Way to Cancer Prevention <i>George Lee Eng Geap</i>
1545 - 1600	Q&A
1600 - 1645	BMI LECTURE 4 (Leo Pharma) <i>Chairperson: Tan Wooi Chiang</i> A Comprehensive Review of Calcipotriol / Betamethasone Dipropionate Fixed-Dose Combination Foam <i>Linda Stein Gold</i>
1645 - 1715	Tea Break



DAILY PROGRAMME

17th September 2022 (Saturday)

0730 - 0800	Registration
0800 - 0845	PLENARY 2 <i>Chairperson: Henry Foong Boon Bee</i> The Evolving Treatment Landscape for Alopecia Areata: A Closer Look <i>Tang Jyh Jong</i>
0845 - 0945	FREE PAPER PRESENTATION 2 <i>Chairperson: Chong Yew Thong</i>
0945 - 1030	BMI LECTURE 5 (Zuellig) <i>Chairperson: Benji Teoh Tze Yuen</i> Bringing Baricitinib Clinical Data to Life - Moving from Clinical Trials to Real World Evidence <i>Felix Yap Boon Bin</i>
1030 - 1100	Tea Break
1100 - 1145	BMI LECTURE 6 (Eucerin) <i>Chairperson: Noor Zalmy Azizan</i> Atopic Dermatitis: How to Select the Right Topical Treatment? <i>Vasanop Vachiramon</i>
1145 - 1300	SYMPOSIUM 3 COVID-19 <i>Chairperson: Gan Ain Tian</i>
1145 - 1205	Cutaneous Manifestation of COVID-19 Infection <i>Mimi Wong Hoi Ling</i>
1205 - 1225	COVID-19 Vaccines Hypersensitivity <i>Tang Min Moon</i>
1225 - 1245	Use of Biologics in the Era of COVID-19 <i>Choon Siew Eng</i>
1245 - 1300	Q&A
1300 - 1400	LUNCH SYMPOSIUM 2 (Novartis) <i>Chairperson: Peter Ch'ng Wee Beng</i> Progressive Management in Psoriatic Disease: A Paradigm Shift for Greater Future <i>Norazirah Md Nor</i>
1400 - 1600	PDM ANNUAL GENERAL MEETING
1930	PDM ANNUAL DINNER

DAILY PROGRAMME

18th September 2022 (Sunday)

0730 - 0815	Registration
0815 - 0905	CONTROVERSIES <i>Chairperson: Chang Choong Chor</i>
0815 - 0835	Emerging Roles of Biologic Use in Childhood Dermatoses <i>Leong Kin Fon</i>
0835 - 0855	Management of Melasma: Cream versus Laser? Truth versus Fiction? <i>Khor Yek Huan</i>
0855 - 0905	Q&A
0905 - 0955	SYMPOSIUM 4 Paediatric Dermatology <i>Chairperson: Sabeera Begum Kader Ibrahim</i>
0905 - 0925	Epidermolysis Bullosa: The Depth of Disease and Improving Patient Outcomes <i>Nur Aileen Wee Abdullah</i>
0925 - 0945	Congenital Ichthyosis: Genotype/Phenotype Correlations <i>Mark Koh Jean Aan</i>
0945 - 0955	Q&A
0955 - 1035	BMI LECTURE 7 (Sanofi) <i>Chairperson: Sharifah Rosniza Syed Nong Chik</i> Latest Clinical, Real World and Long Term Dupilumab Data in Management of Atopic Dermatitis <i>Melinda Jennifer Gooderham</i> Dupilumab Case Sharing <i>Evelyn Yap Wen Yee</i>
1035 - 1105	Tea Break
1105 - 1150	BMI LECTURE 8 (Livemed) <i>Chairperson: Pubalan Muniandy</i> Principles of Transcutaneous Delivery & Dermatological Formulations <i>Tey Hong Liang</i>
1150 - 1305	SYMPOSIUM 5 Cosmetic Medicine <i>Chairperson: Roshidah Baba</i>
1150 - 1210	Skin Rejuvenation Current Evidence: Laser & EBDs versus the Others <i>Woraphong Manuskiatti</i>
1210 - 1230	Acne Leaves its Marks: Spot the Problem - Face the Challenge <i>Peter Ch'ng Wee Beng</i>
1230 - 1250	Body Contouring Procedures: Sciences, Evidences & Safety Behind <i>Woraphong Manuskiatti</i>
1250 - 1305	Q&A



DAILY PROGRAMME

18th September 2022 (Sunday)

- 1305 - 1405 **LUNCH SYMPOSIUM 3 (*Viatrix*)**
Chairperson: Michelle Voo Sook Yee
Practical Recommendation for the Topical Treatment of Atopic Dermatitis in South and East Asia
Leong Kin Fon
- 1405 - 1430 **CLOSING CEREMONY**
- Awards Presentation
- Lucky Draw

ORAL PRESENTATIONS

- ID 15 A SURVEY OF COVID-19 VACCINE CUTANEOUS ADVERSE EFFECTS**
J X Tan, Y E Tan, W S Tan
The Skin Centre, Kuala Lumpur, Malaysia
- ID 22 PHENOTYPIC DESCRIPTION OF POLYETHYLENE GLYCOL (PEG) SENSITIZATION IN SUSPECTED mRNA COVID-19 VACCINE ALLERGY**
Y C Teh¹, M F Bakhtiar², M M Tang¹
¹*Department of Dermatology, Hospital Kuala Lumpur, Kuala Lumpur, Malaysia*
²*Allergy & Immunology Research Centre, Institute for Medical Research Centre, Malaysia*
- ID 24 THE CLINICAL AND METABOLIC CHARACTERISTICS OF PSORIATIC ARTHRITIS PATIENTS IN A TERTIARY DERMATOLOGY CENTRE**
Y P Loo¹, C H Loo¹, Norazlima M A¹, C K Wong², Y H Khor¹, A L Lim², W C Tan¹
¹*Department of Dermatology, Hospital Pulau Pinang, Pulau Pinang, Malaysia*
²*Department of Medicine, Hospital Pulau Pinang, Pulau Pinang, Malaysia*
- ID 25 THE EFFECT OF MEDICAL EDUCATION AND COUNSELLING ON TREATMENT ADHERENCE AND DISEASE SEVERITY IN PATIENTS WITH ACNE VULGARIS: A PROSPECTIVE CASE-CONTROL STUDY**
Wee Yun Ling¹, Nurul Shafaril Niza Mohd Akhir², Jo Lyn Tan², Norazlima Mohd Ali¹, Yek Huan Khor¹, Wooi Chiang Tan¹, Chai Har Loo¹
¹*Department of Dermatology, Hospital Pulau Pinang, Pulau Pinang, Malaysia*
²*Department of Pharmacy, Hospital Pulau Pinang, Pulau Pinang, Malaysia*
- ID 26 FACTORS CONTRIBUTING TO TOPICAL CORTICOSTEROID ADHERENCE AMONG ATOPIC DERMATITIS PATIENTS IN KLANG VALLEY**
S Ling Tan, A Mohd Affandi
Department of Dermatology, Hospital Ampang, Selangor, Malaysia
- ID 27 CLINICAL FEATURES AND TREATMENT OUTCOME OF PEMPHIGUS PATIENTS IN A TERTIARY HOSPITAL IN JOHOR BAHRU**
S W Lai, L Selvarajah
Hospital Sultan Ismail, Johor Bahru, Johor, Malaysia
- ID 42 FACE MASK RELATED SKIN REACTIONS AMONGST STAFF IN SARAWAK GENERAL HOSPITAL**
T H Lim¹, N R Pe'rian¹, H G Teo¹, M Ganisson¹, P Muniandy¹, Bujang M A²
¹*Dermatology Department, Sarawak General Hospital, Kuching, Sarawak, Malaysia*
²*Clinical Research Centre, Sarawak General Hospital, Kuching, Sarawak, Malaysia*
- ID 48 FACTORS ASSOCIATED WITH OCULAR INVOLVEMENT AMONG PATIENTS WITH PSORIASIS AND PSORIATIC ARTHRITIS IN A TERTIARY CENTER IN MALAYSIA**
N A A Faheem¹, W H Han¹, S S Yong¹, Y Goh², F Yahya³, T Iqbal², S Robinson⁴, S Singh², Z Kwan¹
¹*Division of Dermatology, Department of Medicine, Faculty of Medicine, Universiti Malaya, Kuala Lumpur, Malaysia*
²*Department of Ophthalmology, Faculty of Medicine, University of Malaya Eye Research Centre, Universiti Malaya, Kuala Lumpur, Malaysia*
³*Division of Rheumatology, Department of Medicine, Faculty of Medicine, Universiti Malaya, Kuala Lumpur, Malaysia*
⁴*Department of Dermatology, Hospital Kuala Lumpur, Kuala Lumpur, Malaysia*
- ID 58 THE EFFICACY OF COMBINED STICHOPUS HORRENS AND CHANNA STRIATUS IN THE TREATMENT OF STASIS ECZEMA**
S Ab Wahab, N Shazana M, Meera K, Liyana D A, S Hafsah, T Taib
Universiti Teknologi MARA, Selangor, Malaysia



ORAL PRESENTATIONS

ID 66 EXPERIENCE MANAGING IGE MEDIATED FOOD ALLERGY (FA) IN CHILDREN WITH ATOPIC DERMATITIS (AD) ATTENDING PAEDIATRIC DERMATOLOGY CLINIC IN HOSPITAL RAJA PERMAISURI BAINUN

Nur Syazwin Sies, Ng Su Yuen, Reyhanah Rashid

Hospital Raja Permaisuri Bainun, Ipoh, Perak, Malaysia

ID 71 BLOOD EOSINOPHILIC ACTIVATION IN FOUR INFLAMMATORY PRURITIC DERMATOSES
P K Tu^{1,2}, M F Bakhtiar³, Hasnah Maamor⁴, Brenda Leecyous³, D E Low¹, M M Tang²

¹*Department of Dermatology, Hospital Serdang, Selangor, Malaysia*

²*Department of Dermatology, Hospital Kuala Lumpur, Kuala Lumpur, Malaysia*

³*Allergy and Immunology Research Center; Institute for Medical Research, Kuala Lumpur, Malaysia*

⁴*Sector of Evidence Based Medicine, National Institutes of Health, Selangor, Malaysia*

ID 74 VITAMIN D LEVEL AMONG PSORIASIS PATIENTS, HEALTHY CONTROLS AND RELATIONSHIP WITH SUN EXPOSURE AND DIETARY INTAKE - A CASE CONTROL STUDY

A Y Lim, J J Tang

Hospital Raja Permaisuri Bainun, Ipoh, Perak, Malaysia

POSTER PRESENTATIONS

- ID 02 DERMOSCPIC FEATURES OF CUTANEOUS POST-TRANSPLANT LYMPHOPROLIFERATIVE DISORDER IN A RENAL TRANSPLANT RECIPIENT**
Oh Choon Chiat
Department of Dermatology, Singapore
- ID 04 EPIGALLOCATECHIN-3-GALLATE AS A PROMISING THERAPEUTIC AGENT IN CYSTIC ACNE: A CASE REPORT**
Klajo Bob
Dr Bob Clinic, Selangor, Malaysia
- ID 05 CUTANEOUS MANIFESTATIONS ON COVID-19 PATIENTS: A SYSTEMATIC REVIEW**
Monica Trifitriana, Rido Mulawarman, Hisham Mulawarman
Medical Doctor, Sriwijaya University, Palembang, Indonesia
- ID 06 THE UNCOMMON AMONGST THE COMMON - A CASE OF LINEAR PSORIASIS ALONG BLASCHKO'S LINE**
W H Chang¹, Z Faizah²
*¹Department of Dermatology, Hospital Kuala Lumpur, Kuala Lumpur, Malaysia
²Department of Pathology, Hospital Kuala Lumpur, Kuala Lumpur, Malaysia*
- ID 07 A YOUNG AND REFRACTORY BULLOUS PEMPHIGOID**
S Y Ooi, Zareen Yahya, Dyoie Low
Hospital Serdang, Selangor, Malaysia
- ID 08 ASSOCIATION CUTANEOUS MANIFESTATION AFTER COVID-19 VACCINATION: A SYSTEMATIC REVIEW**
Monica Trifitriana¹, Rido Mulawarman¹, Hisham Mulawarman¹, Hari Darmawan²
*¹Faculty of Medicine, Sriwijaya University, Palembang, South Sumatra, Indonesia
²Department of Dermatovenereology, Tarumanagara University, Jakarta, Indonesia*
- ID 09 ACNEIFORM ERUPTION IN PREGNANCY SECONDARY TO METHYLDOPA - A CASE REPORT AND DISCUSSION**
F Y Lai
Department of Medical, Slim River Hospital, Perak, Malaysia
- ID 10 ACUTE LYMPHOBLASTIC LEUKEMIA PRESENTING AS ANGIOEDEMA-LIKE CUTANEOUS LESION IN A CHILD**
S C Tan¹, H L Wong¹, J K Armanjit Singh¹, N S Abd Hamid²
*¹Paediatric Department, Sabah Women and Children's Hospital, Sabah, Malaysia
²Pathology Department, Hospital Queen Elizabeth, Sabah, Malaysia*
- ID 11 FLEXURAL PELLAGROID DERMATITIS INDUCED BY SODIUM LAURETH SULFATE (SLS)**
S C S Cai, D Y Wang, W S Chong
National Skin Centre, Singapore
- ID 12 AXILLARY ERYTHRASMA IN A 66-YEAR-OLD WOMAN: A CASE REPORT**
Muh Nazir Lathif¹, Fadhlillah Isaac Kartika¹, Hafiidh Ilham Khasrisma²
*¹Medical, Faculty of Medicine, Sebelas Maret University, Surakarta, Central Java, Indonesia
³UNS Hospital, Surakarta, Central Java, Indonesia*
- ID 13 IMMUNOTHERAPY USING INTRALESIONAL TUBERCULIN IN THE TREATMENT OF CUTANEOUS WARTS: A CASE SERIES**
Jiu Wen Kiing, Hock Gin Teo, Pubalan Muniandy
Dermatology Department, Sarawak General Hospital, Kuching, Sarawak, Malaysia

POSTER PRESENTATIONS

- ID 14 CONTACT SENSITIZATION TO FRAGRANCE ALLERGEN: A 5-YEAR REVIEW IN THE DEPARTMENT OF DERMATOLOGY HOSPITAL KUALA LUMPUR**
Vivian Tai, Sharifah Rosniza Syed Nong Chek, Min Moon Tang
Department of Dermatology, Hospital Kuala Lumpur, Kuala Lumpur, Malaysia
- ID 16 A 5-YEAR RETROSPECTIVE STUDY ON SEVERE CUTANEOUS ADVERSE REACTIONS (SCARS) IN A LOCAL HOSPITAL SETTING**
M M Heah, D W Low
Hospital Sultanah Bahiyah, Kedah, Malaysia
- ID 17 A CASE OF PILOLEIOMYOMA PRESENTED AS PAINFUL KELOID**
Serene Li Ching T'ng¹, Hock Leng Lee¹, Mianxin Chew²
¹Dermatology, Hospital Taiping, Perak, Malaysia
²Histopathology, Hospital Taiping, Perak, Malaysia
- ID 18 OPTIMISING DOSING OF SECUKINUMAB IN PSORIASIS**
Amit Bahuguna
India
- ID 19 CLUSTER OF SCABIES CASES: IS IT AN OUTBREAK? AN EXPERIENCE IN SARAWAK GENERAL HOSPITAL**
I P L Ting, H G Teo, Y Teo, J W Kiing, P Muniandy
Dermatology Department, Sarawak General Hospital, Sarawak, Malaysia
- ID 20 A 6-YEAR RETROSPECTIVE REVIEW (2016-2021): EPIDEMIOLOGY OF ONYCHOMYCOSIS IN HOSPITAL SULTANAH BAHIIYAH, MALAYSIA**
K V Chan, D W Low
Hospital Sultanah Bahiyah, Kedah, Malaysia
- ID 21 SWEET SYNDROME FOLLOWING SARS-CoV-2 Pfizer-BioNTech mRNA VACCINE: A CASE REPORT**
K Y Chua¹, Z F Baharom², M M Tang¹
¹Department of Dermatology, Hospital Kuala Lumpur, Kuala Lumpur, Malaysia
²Department of Pathology, Hospital Kuala Lumpur, Kuala Lumpur, Malaysia
- ID 23 CHRONIC FOOT ULCER - A CASE OF METASTATIC NODULAR MELANOMA OF FOOT**
Y L Ting¹, Juliana W T Lee¹, Santhia M², YH Teh¹
¹Department of Dermatology, Hospital Tengku Ampuan Rahimah, Selangor, Malaysia
²Department of Pathology, Hospital Tengku Ampuan Rahimah, Selangor, Malaysia
- ID 28 THE PREVALENCE OF CUTANEOUS MANIFESTATIONS IN PATIENTS WITH LEUKAEMIA WITHIN A TERTIARY HEMATOLOGICAL CENTRE: A 6 MONTHS CROSS-SECTIONAL STUDY**
P Subramaniam, A Mohd Affandi
Hospital Kuala Lumpur, Kuala Lumpur, Malaysia
- ID 29 MULTIPLE GIANT TUBEROUS XANTHOMAS: A CASE REPORT**
S F Goh, Evelyn Yap
Hospital Pakar Sultanah Fatimah, Johor, Malaysia
- ID 30 CLINICOPATHOLOGICAL CORRELATION OF ALL SKIN BIOPSIES: A MALAYSIAN TERTIARY REFERRAL CENTRE EXPERIENCE FROM 2019 TILL 2021**
W H Han¹, S S Y Goh², R E Teh², J Z Ng², Z Omar², N A A Faheem¹, S S Yong¹, Y F Toh¹, Z Kwan¹
¹Division of Dermatology, Department of Medicine, Faculty of Medicine, Universiti Malaya, Kuala Lumpur, Malaysia
²Faculty of Medicine, Universiti Malaya, Kuala Lumpur, Malaysia
³Department of Pathology, Faculty of Medicine, Universiti Malaya, Kuala Lumpur, Malaysia

POSTER PRESENTATIONS

- ID 31 MORPHEA IN A STATE GENERAL HOSPITAL IN PENINSULAR MALAYSIA**
S Govindarajoo, Khoo, P Gunabalasingam, T Norakmar
Hospital Tuanku Jaafar, Seremban, Negeri Sembilan, Malaysia
- ID 32 CLINICAL CHARACTERISTICS OF PSORIASIS PATIENTS WITH FAMILY HISTORY OF PSORIASIS: DATA FROM THE MALAYSIAN PSORIASIS REGISTRY**
Yeon Chiat Teh, Suganthi Robinson, Min Moon Tang
Department of Dermatology, Hospital Kuala Lumpur, Kuala Lumpur, Malaysia
- ID 33 NON SEZARY SYNDROME ERYTHRODERMIC CUTANEOUS T-CELL LYMPHOMA: A REPORT OF 4 CASES IN HOSPITAL KUALA LUMPUR**
Zareen Aidah Yahya, Yeon Chiat Teh, Darshni Chandrasakaranpillay, Mazliha Mashor, Zuliatul Faizah Baharom, Min Moon Tang
Department of Dermatology, Hospital Kuala Lumpur, Kuala Lumpur, Malaysia
- ID 34 EPITHELIOID SARCOMA IN A PREGNANT WOMAN**
Nurfadhilah Y¹, Firdaus Zakaria¹, Ikmal Hisyam Bakrin², Mawarni Sharif³, A Mohd Affandi¹
¹*Dermatology Department, Hospital Ampang, Selangor, Malaysia*
²*Department of Pathology, Faculty of Medicine and Health Sciences, Universiti Putra Malaysia, Selangor, Malaysia*
³*Department of Pathology, Hospital Serdang, Selangor, Malaysia*
- ID 35 A CASE OF MULTIPLE GIANT CONDYLOMATA ACUMINATA TREATED WITH INTRALESIONAL TUBERCULIN PURIFIED PROTEIN DERIVATIVE (PPD)**
M F Zakaria¹, I H Bakrin², A Mohd Affandi¹
¹*Department of Dermatology, Hospital Ampang, Selangor, Malaysia*
²*Department of Pathology, Faculty of Medicine & Health Science, Universiti Putra Malaysia, Selangor, Malaysia*
- ID 36 ELEPHANTIASIS PRETIBIAL MYXEDEMA - A RARE FORM OF THYROID DERMOPATHY**
S N A Othman¹, C Wei Hsi³, H Kang Nien^{1,2}, W S L Wan Ahmad Kammal^{1,2}
¹*Dermatology Unit, Department of Medicine, Hospital Pengajar Universiti Putra Malaysia, Selangor, Malaysia*
²*Dermatology Unit, Medical Department, Faculty of Medical and Health Sciences, Universiti Putra Malaysia, Selangor, Malaysia*
³*Dermatology Department, Hospital Selayang, Selangor, Malaysia*
- ID 37 CASE REPORT: VESICULOBULLOUS ERUPTIONS IN A YOUNG LADY**
J O Chia¹, L Selvarajah¹, N A Razak²
¹*Hospital Sultan Ismail, Johor, Malaysia.*
²*Hospital Sultanah Aminah, Johor, Malaysia*
- ID 38 TREATMENT OF INGROWN TOENAIL WITH PARTIAL EXCISION OF MATRIX AND MATRIX PHENOLIZATION: A CASE SERIES IN HOSPITAL SELAYANG AND LITERATURE REVIEW**
Chia Qi E, Siu Bee Wong, Tze Yuen Teoh
Dermatology Department, Hospital Selayang, Selangor, Malaysia
- ID 39 A FIVE-YEAR RETROSPECTIVE REVIEW OF CLINICAL PROFILES AND TREATMENT OF LEPROSY PATIENTS - A CASE SERIES IN IPOH**
A Y Lim, Gurcharan J S, J J Tang
Hospital Raja Permaisuri Bainun, Ipoh, Perak, Malaysia
- ID 40 BLASHKOID PSORIASIS: AN UNUSUAL VARIANT OF PSORIASIS**
S Govindarajoo, Khoo, P Gunabalasingam, T Norakmar
Hospital Tuanku Jaafar, Seremban, Negeri Sembilan, Malaysia

POSTER PRESENTATIONS

- ID 41 MULTIPLE SUBCUTANEOUS NODULES AND SACCULAR ABDOMINAL AORTIC ANEURYSMS AS THE PRESENTATIONS OF PRIMARY ANTIPHOSPHOLIPID SYNDROME: A CASE REPORT**
W F Tan¹, Baharom Z F², Y C Chen³, Zaharudin I³, M M Tang¹
¹Department of Dermatology, Hospital Kuala Lumpur, Kuala Lumpur, Malaysia
²Department of Pathology, Hospital Kuala Lumpur, Kuala Lumpur, Malaysia
³Department of Cardiothoracic Surgery, Institut Jantung Negara, Kuala Lumpur, Malaysia
- ID 43 KNOWLEDGE AND ATTITUDE TOWARDS LEPROSY AMONG DOCTORS IN SABAH AND LABUAN**
X Y Teoh, S Y M Voo
 Department of Dermatology, Hospital Queen Elizabeth, Kota Kinabalu, Sabah, Malaysia
- ID 44 CHILDHOOD AND ADOLESCENCE PSORIASIS: A RETROSPECTIVE STUDY IN A TERTIARY HOSPITAL SEREMBAN**
Y J Tan, Preamala
 Department of Dermatology, Hospital Tuanku Ja'afar Seremban, Negeri Sembilan, Malaysia
- ID 45 CASE REPORT: ERYTHEMATOUS SCALY PLAQUES AND NODULES ON SCALP**
Ho Peiying Audrey¹, Gwee Yee Yen², Oh Choon Chiat¹
¹Department of Dermatology, Singapore General Hospital, Singapore
²Department of Pathology, Singapore General Hospital, Singapore
- ID 46 A 5-YEAR RETROSPECTIVE CROSS-SECTIONAL STUDY ON CUTANEOUS ADVERSE DRUG REACTIONS (cADRs) IN TERTIARY HOSPITAL, JOHOR MALAYSIA**
K K Tan, H Teoh, C Angell, J Y Lim, L P Cheong
 Department of Pharmacy, Hospital Sultan Ismail, Johor, Malaysia
- ID 47 A CASE OF NEUROENDOCRINE TUMOUR - MERKEL CELL CARCINOMA**
A W Lim¹, F Y Ng², W T Lee², S C Gan³
¹Department of Dermatology, Hospital Kuala Lumpur, Kuala Lumpur, Malaysia
²Department of Dermatology, Hospital Tengku Ampuan Rahimah, Klang, Selangor, Malaysia
³Department of Pathology, Hospital Tengku Ampuan Rahimah, Klang, Selangor, Malaysia
- ID 49 CLINICAL CHARACTERISTICS OF GENITAL HERPES AMONG PATIENTS ATTENDING GENITOURINARY MEDICINE CLINIC HOSPITAL KUALA LUMPUR BETWEEN 2017 AND 2021**
K Y Chua, V Krishnasamy, M M Tang
 Department of Dermatology, Hospital Kuala Lumpur, Kuala Lumpur, Malaysia
- ID 50 EXTENSIVE CALCINOSIS CUTIS: A RARE PRESENTATION OF SLE**
Bing Yang Loo¹, Serene Li Ching T'ng¹, Piao Piao Ang², Mianxin Chew², Hock Leng Lee¹
¹Dermatology, Hospital Taiping, Perak, Malaysia
²Histopathology, Hospital Taiping, Perak, Malaysia
- ID 51 APPLYING HEW'S FUNDAMENTAL HOMEOSTASIS THEORY OF VITAMIN E TO EXPLAIN THE NUTRITIONAL TREATMENT OF ALLERGY AFTER COVID-19 VACCINATION BY α -TOCOPHEROL**
N F Hew
 HELP University, Kuala Lumpur, Malaysia
- ID 52 SEVERE CUTANEOUS ADVERSE REACTION AFTER RADIO-IODINE CONTRAST AND GENERIC LEVETIRACETAM: WHICH IS THE CULPRIT?**
J A Lim^{1,2}, Adawiyah J², Amalina R¹, S Fatimah N M J³, Mokhtar N¹
¹Department of Internal Medicine, Hospital University Sains Malaysia, School of Medical Science, Health Campus, Kelantan, Malaysia
²Dermatology Unit, Faculty of Medicine, Hospital University Kebangsaan Malaysia, Kuala Lumpur, Malaysia
³Department of Reconstructive Sciences, Hospital University Sains Malaysia, School of Medical Science, Health Campus, Kelantan, Malaysia

POSTER PRESENTATIONS

- ID 53 A CASE REPORT OF A CHILD WITH ERYTHROKERATODERMA VARIABILIS**
Siti Badariah Zakaria
Malaysia
- ID 54 A MULTICENTER RETROSPECTIVE STUDY ON CLINICAL CHARACTERISTICS AND TREATMENT IN PATIENTS WITH PSORIASIS IN SABAH BETWEEN 2011 AND 2021: DATA FROM THE MALAYSIAN PSORIASIS REGISTRY**
G P Chan, S Y M Voo
Hospital Queen Elizabeth, Sabah, Malaysia
- ID 55 CLINICAL ANALYSIS OF GENERALIZED PUSTULAR PSORIASIS - A RETROSPECTIVE STUDY**
S T Ang, E W Y Yap
Hospital Pakar Sultanah Fatimah, Muar, Johor, Malaysia
- ID 57 YOUNG CHILDREN WITH PAINFUL CUTANEOUS NODULES AND PERSISTENT FEVER- A CASE REPORT IN HOSPITAL SULTANAH NUR ZAHIRAH**
Fatin Hasifah A R¹, Nurfadhilah Y¹, Firdaus Z¹, Nurul Atiah M A², S Salehen¹, Norazura Mohamad¹
¹Dermatology Department, Hospital Sultanah Nur Zahirah, Kuala Terengganu, Terengganu, Malaysia
²Anatomic Pathology Unit, Department of Pathology, Hospital Sultanah Nur Zahirah, Kuala Terengganu, Terengganu, Malaysia
- ID 59 OFTEN MISDIAGNOSED: A CASE REPORT OF DISSEMINATED SUPERFICIAL ACTINIC POROKERATOSIS (DSAP)**
R S A Raja Mohd Radzi¹, K W Wong¹, M S Md Shah², S E Choon^{1,3}
¹Department of Dermatology, Hospital Sultanah Aminah, Johor, Malaysia
²Department of Pathology, Hospital Sultanah Aminah, Johor, Malaysia
³Clinical School Johor Bahru, Jeffrey Cheah School of Medicine & Health Science, Monash University, Johor, Malaysia
- ID 60 SPECTRUM OF CHILDHOOD SKIN DISEASES REFERRED TO PAEDIATRIC DERMATOLOGIST IN SABAH**
S C Tan, H L Wong
Paediatric Department, Sabah Women and Children's Hospital, Sabah, Malaysia
- ID 61 ATYPICAL PRESENTATION OF A RARE DISEASE: PYODERMA GANGRENOSUM LIKE EXTENSIVE ULCERATIVE SWEET'S SYNDROME. A CASE REPORT AND REVIEW OF LITERATURE**
U A Faisal¹, I H Bakrin³, M Arumugam², A Jamil²
¹Faculty of Medicine and Health Sciences, University Science Islam Malaysia, Nilai, Negeri Sembilan, Malaysia.
²Dermatology Unit, Department of Medicine, Universiti Kebangsaan Malaysia Medical Centre, Kuala Lumpur, Malaysia.
³Department of Pathology, Faculty of Medicine and Health Sciences, Universiti Putra Malaysia, Selangor, Malaysia
- ID 62 DOCTOR...THE TIP OF MY PENIS TURNED BLACK! A RARE CASE OF PENILE CALCIPHYLAXIS**
W H Chang, Y S Lee, T Y Teoh, Teeba Raja
Department of Dermatology, Selayang Hospital, Kuala Lumpur, Malaysia
- ID 63 SCALP PSORIASIS: 12 YEARS DATA FROM MALAYSIAN PSORIASIS REGISTRY**
W C Leong, F Y Khoo, J J Tang
Hospital Raja Permaisuri Bainun, Ipoh, Perak, Malaysia
- ID 64 SUBCUTANEOUS NECROSIS OF NEWBORN: A RARE BENIGN SELF-LIMITING PANNICULITIS**
W D Abdul Kadir, A Jamil, M Arumugam
Universiti Kebangsaan Malaysia Medical Centre, Kuala Lumpur, Malaysia

POSTER PRESENTATIONS

ID 65 RECALCITRANT VASCULITIC ERUPTION IN INVASIVE LISTERIA BACTERAEMIA COMPLICATED BY MENINGOENCEPHALITIS ON A BACKGROUND OF SYSTEMIC LUPUS ERYTHEMATOSUS

H Sazali, S A Wahab, L D Aminuddin, T Taib, A Ibrahim

Hospital Al Sultan Abdullah UiTM, Selangor, Malaysia

ID 67 LOCAL EXPERIENCE USING METHOTREXATE IN MANAGEMENT OF SEVERE ATOPIC DERMATITIS AMONG CHILDREN ATTENDING PAEDIATRICS DERMATOLOGY CLINIC IN HOSPITAL RAJA PERMAISURI BAINUN, IPOH

Reyhanah Mohd Rashid, Ng Su Yuen, Nur Syazwin Sies

Hospital Raja Permaisuri Bainun, Ipoh, Perak, Malaysia

ID 68 GIANT CONGENITAL MELANOCYTIC NEVUS ON THE FOREHEAD AND SCALP: OUR JOURNEY IN NEVUS MANAGEMENT AND REMOVAL

V Nadesonmulu¹, N H B Noordin¹, S B Kader Ibrahim²

¹*Hospital Banting, Selangor, Malaysia*

²*Hospital Tuanku Azizah, Kuala Lumpur, Malaysia*

ID 69 A FIXED TYPE CUTANEOUS AND LYMPHOCUTANEOUS FORM OF SPOROTRICHOSIS: A CASE SERIES

M N Azmi¹, Ooi Deidre¹, Leong KF¹, Sabeera BKi¹, Zuliatul F B²

¹*Pediatric Dermatology Department, Hospital Tunku Azizah, Kuala Lumpur, Malaysia*

²*Pathology Department, Hospital Kuala Lumpur, Kuala Lumpur, Malaysia*

ID 70 COVID-19 VACCINE INDUCED NEW ONSET PSORIASIS: A CASE SERIES

H W Chin, J J Tang

Department of Dermatology, Hospital Raja Permaisuri Bainun, Ipoh, Malaysia

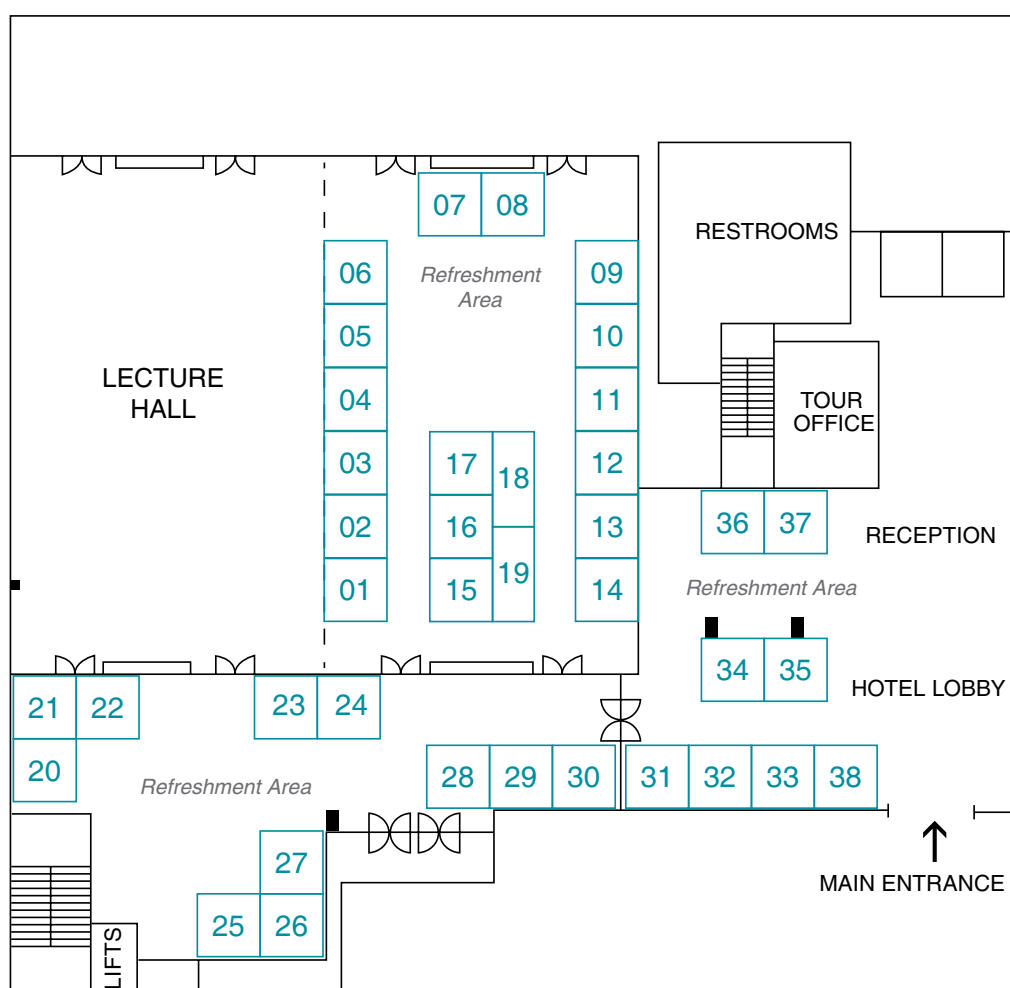
ID 72 A CASE REPORT OF A RARE TUMOUR IN A NEWBORN MIMICKING BLUEBERRY MUFFIN SYNDROME

Ooi D¹, M N Azmi¹, K F Leong¹, Sabeera BKi¹, Serene D S D², H H Siah², Arni T²

¹*Paediatric Dermatology Unit, Paediatric Department, Hospital Tunku Azizah, Kuala Lumpur, Malaysia*

²*Pathology Department, Hospital Kuala Lumpur, Kuala Lumpur, Malaysia*

TRADE EXHIBITION



BOOTH NO	COMPANY
01 & 02	Beiersdorf (Malaysia) Sdn Bhd
03 & 04	LEO Pharma Malaysia c/o DKSH Malaysia Sdn Bhd
05 & 06	Sanofi-Aventis (Malaysia) Sdn Bhd
07 & 08	Zuellig Pharma Sdn Bhd
09	Venusys Medical Sdn Bhd
10	Medcin Pharma Sdn Bhd
11	Schimdt Biomedtech Sdn Bhd
12	Alliance Cosmetics Sdn Bhd
13 & 14	Hyphens Pharma Sdn Bhd
15 & 16	Johnson & Johnson Sdn Bhd
17	Kyowa Kirin Malaysia Sdn Bhd
18 & 19	Livemed Sdn Bhd

BOOTH NO	COMPANY
20, 21 & 22	Loreal Malaysia Sdn Bhd
23 & 24	Mylan Healthcare Sdn Bhd
25, 26 & 27	Abbvie Sdn Bhd
28, 29 & 30	Novartis Corporation (M) Sdn Bhd
31	Glenmark Pharmaceuticals (M) Sdn Bhd
32	Hoe Pharmaceuticals Sdn Bhd
33	Pharmaniaga Marketing Sdn Bhd
34	Ego Pharm Malaysia Sdn Bhd
35	Germex Sdn Bhd
36	Neosia (M) Sdn Bhd
37	EIG Pharma Asia Sdn Bhd
38	Bayer Co (Malaysia) Sdn Bhd

ACKNOWLEDGEMENTS

The Organising Committee of the 47th PDM Annual General Meeting & Annual Dermatology Conference would like to express its appreciation to the following for their support and contributions:

GOLD SPONSORS



Abbvie Sdn Bhd



Loreal Malaysia Sdn Bhd



Novartis Corporation (M) Sdn Bhd

SILVER SPONSORS



LIFE-CHANGING POWER OF
DERMATOLOGICAL SKINCARE

Beiersdorf (Malaysia)
Sdn Bhd



Hyphens Pharma Sdn Bhd



Johnson & Johnson
Sdn Bhd



LEO Pharma Malaysia
c/o DKSH Malaysia
Sdn Bhd



Livemed Sdn Bhd



Mylan Healthcare
Sdn Bhd



Sanofi-Aventis
(Malaysia) Sdn Bhd



making healthcare more accessible

Zuellig Pharma Sdn Bhd

BRONZE SPONSORS



Alliance Cosmetics
Sdn Bhd



Bayer Co (Malaysia)
Sdn Bhd



Ego Pharm Malaysia
Sdn Bhd



EIG Pharma Asia
Sdn Bhd



Transforming Healthcare
Enhancing Life

Germax Sdn Bhd



Glenmark Pharmaceuticals
(M) Sdn Bhd



Hoe Pharmaceuticals
Sdn Bhd



Kyowa Kirin Malaysia Sdn Bhd



Medcin Pharma Sdn Bhd



Neoasia (M) Sdn Bhd



Pharmaniaga Marketing Sdn Bhd



SCHMIDT BioMedTech

Schmidt Biomedtech Sdn Bhd



Venusys Medical Sdn Bhd

EFFACLAR DUO(+)

With *Aqua Posae Filiformis*



NON-GREASY
NON-COMEDOGENIC

PROVEN EFFECTIVE
dermocosmetic in adjunctive therapy
for your acne patients

Completes
treatment efficacy thanks to
2 exclusive active ingredients



Reinforces
your treatment efficacy

NEW

Aqua Posae Filiformis

- Rebalances microbiome
- Limits *Staphylococcus* biofilm¹
- Decreases inflammation²

Procerad™

Prevents Post-Inflammatory
Hyperpigmentation by inhibiting
melanin synthesis³

LHA

Exfoliates without irritation⁴

Niacinamide

Decreases inflammation⁵

Piroctone olamine

Combats the proliferation of
*Propionibacterium*⁶

Zinc PCA

Reduces sebum secretion⁷

LA ROCHE-POSAY
LABORATOIRE DERMATOLOGIQUE

EFFACLAR DUO(+)

SOIN CORRECTEUR
ANTI-IMPERFECTIONS
DESINCORUSTANT
ANTI-MARQUES
ANTI-RECIDIVE

CORRECTIVE
UNLOGGING CARE
ANTI-IMPERFECTIONS
ANTI-MARKS
ANTI-RECURRENCE

ARC DE L'EAU THERMALE
DE LA ROCHE-POSAY

ANTI-IMPERFECTIONS • ANTI-MARKS • ANTI-RECURRENCE

References:

1. Gueniche, A., et al. Effects of nonpathogenic gram-negative bacterium *Vitreoscilla filiformis* lysate on atopic dermatitis: a prospective, randomized, double-blind, placebo-controlled clinical study. *Br. J. Dermatol.* 159, 1357-1363 (2008).
2. Mahe, Y. F., et al. A new *Vitreoscilla filiformis* extract grown on spa water-enriched medium activates endogenous cutaneous antioxidant and antimicrobial defenses through a potential Toll-like receptor 2/protein kinase C, zeta transduction pathway. *Clin. Cosmet. Invest. Dermatol.* 6, 191-196 (2013).
3. Konda, S., et al. New horizons in treating disorders of hyperpigmentation in skin of color. *Semin. Cutan. Med. Surg.* 31, 133-139 (2012).
4. Saint-Léger, D., et al. The use of hydroxy acids on the skin: characteristics of CB-lipo-hydroxy acid. *J. Cosmet. Dermatol.* 6, 59-65 (2007).
5. Shalita A.R., et al. Topical nicotinamide compared with clindamycin gel in the treatment of inflammatory acne vulgaris. *Int. J. Dermatol.*, 1995, 34, 434-437 (1995).
6. Kim, Y., et al. Increased in vivo efficacy of lenalidomide by addition of piroctone olamine. *Vivo Athens Greece* 25, 99-103 (2011).
7. Blissonette, R., et al. Changes in serum free testosterone, sleep patterns, and 5-alpha-reductase type I activity influence changes in sebum excretion in female subjects. *Skin Res. Technol. Off. J. Int. Soc. Bioeng. Skin ISBS Int. Soc. Digit. Imaging Skin ISDIS Int. Soc. Skin Imaging ISSI* 21, 47-53 (2015).

L'Oréal Malaysia Sdn Bhd

Crown Penthouse, 1 Powerhouse, No 1, Persiaran Bandar Utama, Bandar Utama, 47800 Petaling Jaya, Selangor, Malaysia.

Tel : 1300 22 2232 Email: Customerservice.MY@loreal.com

Start Now With Secukinumab

Choose a complete treatment approach for psoriatic disease, early on, by effective and direct inhibition of IL-17A¹⁻⁵

- An **increasing severity** of manifestations predicts **rapid disease progression**^{6,7}
- Patients are potentially at risk of **irreversible structural joint damage**⁸

Complete Cosentyx Approach

Give your patients a chance to



Look
Better



Move
Better




Feel
Better

References: 1. Mease PJ, et al. *Drugs*. 2014;74(4):423-441. 2. Menter A, et al. *J Am Acad Dermatol*. 2019;80(4):1029-1072. 3. Elmets CA, et al. *J Am Acad Dermatol*. 2019;80(4):1073-1113. 4. Keijsers RRM, et al. *Exp Dermatol*. 2014;23(11):799-803. 5. Scher JU, et al. *Nat Rev Rheumatol*. 2019;15(3):153-166. 6. Rouzard M et al. *J Eur Acad Dermatol Venereol*. 2014;28(suppl 5):17-26. 7. Ogdie A et al. *Curr Rheumatol Rep*. 2015;17(10):64. doi: 10.1007/s11926-015-0540-1. 8. Tucker LJ et al. *Curr Rheumatol Rep*. 2018;20(11):71. doi: 10.1007/s11926-018-0781-x.

*The Complete Cosentyx Approach™ is defined as efficacy in both skin and persistent psoriasis manifestations in nails, scalp, palms, and soles, as well as psoriatic arthritis; controls irreversible structural damage (PsA) and improves quality of life.

PsA=psoriatic arthritis.

Scan QR Code to access
COSENTYX®

 Product Information



 **NOVARTIS**

For healthcare professionals only. For more info, please contact:

Novartis Corporation (Malaysia) Sdn Bhd (197101000541)
Level 18, Imazium, No. 8, Jalan SS21/37 Damansara Uptown,
47400 Petaling Jaya, Selangor, Malaysia
Tel: +6 03-7682 7777 Fax: +6 03-7682 7000

 **Cosentyx®**
secukinumab